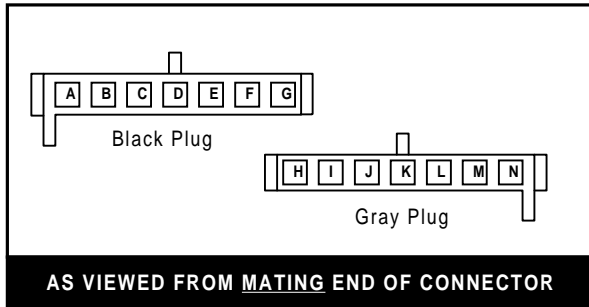


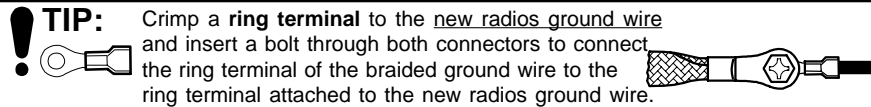
# Chrysler-Dodge Radio Wire Harnesses

## Majority Of Vehicles

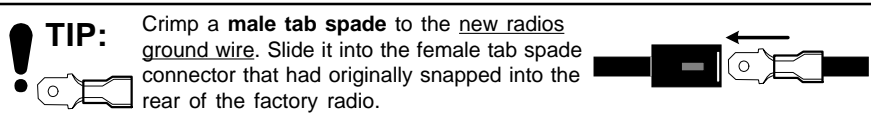


Pin	What It Is	Typical Dodge/Chrysler In Dash Wire Color	Typical New Radio Equivalent Wire Color
A	Right Rear Spkr (-)	Blue w/ White Stripe	Purple w/ Black Stripe
B	Left Rear Spkr (-)	Brown w/ Yellow Stripe	Green w/ Black Stripe
C	Right Front Spkr (+)	Purple	Gray
D	Left Front Spkr (+)	Dark Green	White
E	Right Rear Spkr (+)	Blue w/ Orange Stripe	Purple
F	Left Rear Spkr (+)	Brown w/ Blue Stripe	Green
G	Power Antenna/Amp	White (use for Infinity Radio)	Blue
H	+12 Volt Battery Wire	Pink or Pink w/ White Stripe	Yellow
I	+12 Volt Ignition Wire	Red w/ White Stripe	Red
J	Radio Dimmer Wire	Do Not Use	
K	Headlight Dimmer Wire	Do Not Use	
L	Right Front Spkr (-)	Blue w/ Red Stripe	Gray w/ Black Stripe
M	Left Front Spkr (-)	Brown w/ Red Stripe	White w/ Black Stripe
N	No Wire		
Metal Braid Or Plastic Connector Attached To Back Of Radio Is The Ground Wire			Black (see TIP)

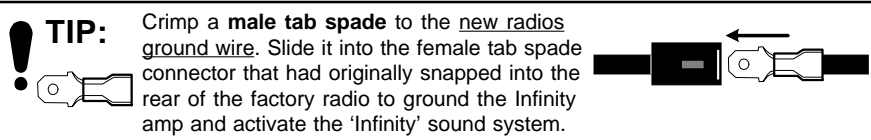
If your original radio had a braided strap bolted to the rear of the radio.



If your original radio had a plastic connector containing a single wire plugged into the rear of the radio.



If your original radio or speaker grills were labeled or marked with 'INFINITY'

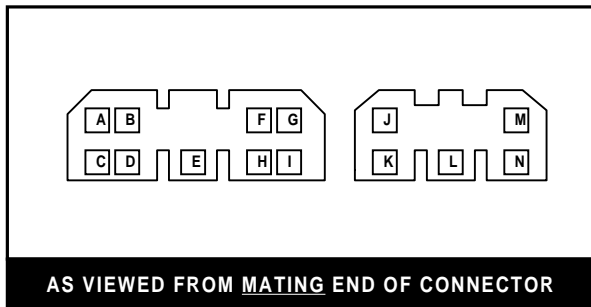


**Note:** using an optional snap on wire harness adapter will simplify the wiring. Most snap on wire harness adapters have already converted and color coded the wires from the auto makers in dash wire harness to match typical aftermarket radio wire colors.

\*\* The wire colors listed in the chart above are typical for these vehicles during these years but may not be the exact colors for this vehicle. This is another reason to use a snap on wire harness adapter. \*\*

# Chrysler-Mitsubishi Radio Wire Harnesses

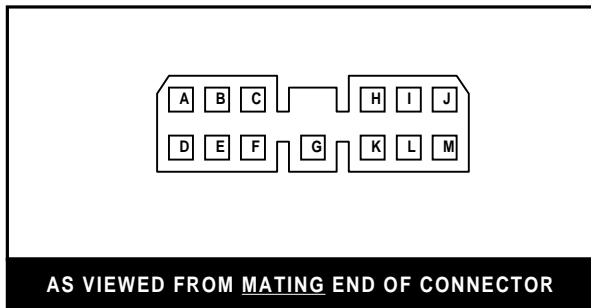
## 2-pc Joint Production Vehicles



Pin	What It Is	Mitsubishi-Chrysler Corp In Dash Wire Color	Typical New Radio Equivalent Wire Color
A	Right Front Speaker (+)	Two White w/ Red Stripe	Gray
B	Right Rear Speaker (+)	Yellow w/ Red Stripe	Purple
C		<b>Do Not Use</b>	
D	Left Front Speaker (+)	Two White w/ Blue Stripe	White
E	Left Rear Speaker (+)	Yellow w/ Blue Stripe	Green
F	Light Dimmer Wire		
G	Headlight Illumination		
H	+12 Volt Battery Wire	Red w/ Black Stripe	Yellow
I	+12 Volt Ignition Wire	Blue	Red
J	Left Rear Speaker (-)	Gray w/ Blue Stripe	Green w/ Black Stripe
K	Right Rear Speaker (-)	Gray w/ Red Stripe	Purple w/ Black Stripe
L	Power Antenna Turn On		Blue
M	Left Front Speaker (-)	Two Black w/ Blue Stripe	White w/ Black Stripe
N	Right Front Speaker (-)	Two Black w/ Black Stripe	Gray w/ Black Stripe

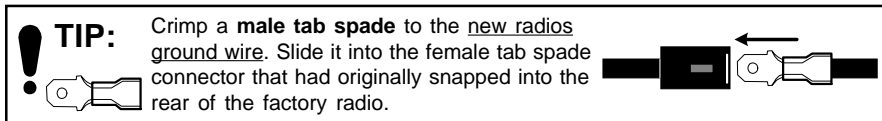
**NOTE:** this vehicle does not have a (-) Ground Wire attached to either connector. The radio grounds when the metal brackets attached to the radio screw into the metal dash or the ground wire from the new radio is screwed into metal of the vehicles dash.

# Jeep-Chrysler 1pc. Radio Wire Harnesses



Pin	What It Is	Typical Jeep In Dash Wire Color	Typical New Radio Equivalent Wire Color
A	Right Rear Spkr (-)	Blue w/ Orange Stripe	Purple w/ Black Stripe
B	Right Front Spkr (-)	Blue w/ Red Stripe	Gray w/ Black Stripe
C		<b>Do Not Use</b>	
D	Right Rear Spkr (+)	Blue w/ White Stripe	Purple
E	Right Front Spkr (+)	Purple	Gray
F	+12 Volt Ignition Wire	Lite Purple w/ White Stripe	Red
G	+12 Volt Battery Wire	Pink	Yellow
H		<b>Do Not Use</b>	
I	Left Front Spkr (-)	Brown w/ Red Stripe	White w/ Black Stripe
J	Left Rear Spkr (-)	Brown w/ Blue Stripe	Green w/ Black Stripe
K		<b>Do Not Use</b>	
L	Left Front Spkr (+)	Green	White
M	Left Rear Spkr (+)	Brown w/ Yellow Stripe	Green

If your original radio had a metal female connector attached to a single wire plugged into the rear of the radio.



**Note:** using an optional snap on wire harness adapter will simplify the wiring. Most snap on wire harness adapters have already converted and color coded the wires from the auto makers in dash wire harness to match typical aftermarket radio wire colors.

\*\* The wire colors listed in the chart above are typical for these vehicles during these years but may not be the exact colors for this vehicle. This is another reason to use a snap on wire harness adapter. \*\*